


# cobas® p 512 pre-analytical system

Adapting to today's needs.  
Flexible for tomorrow's demand.

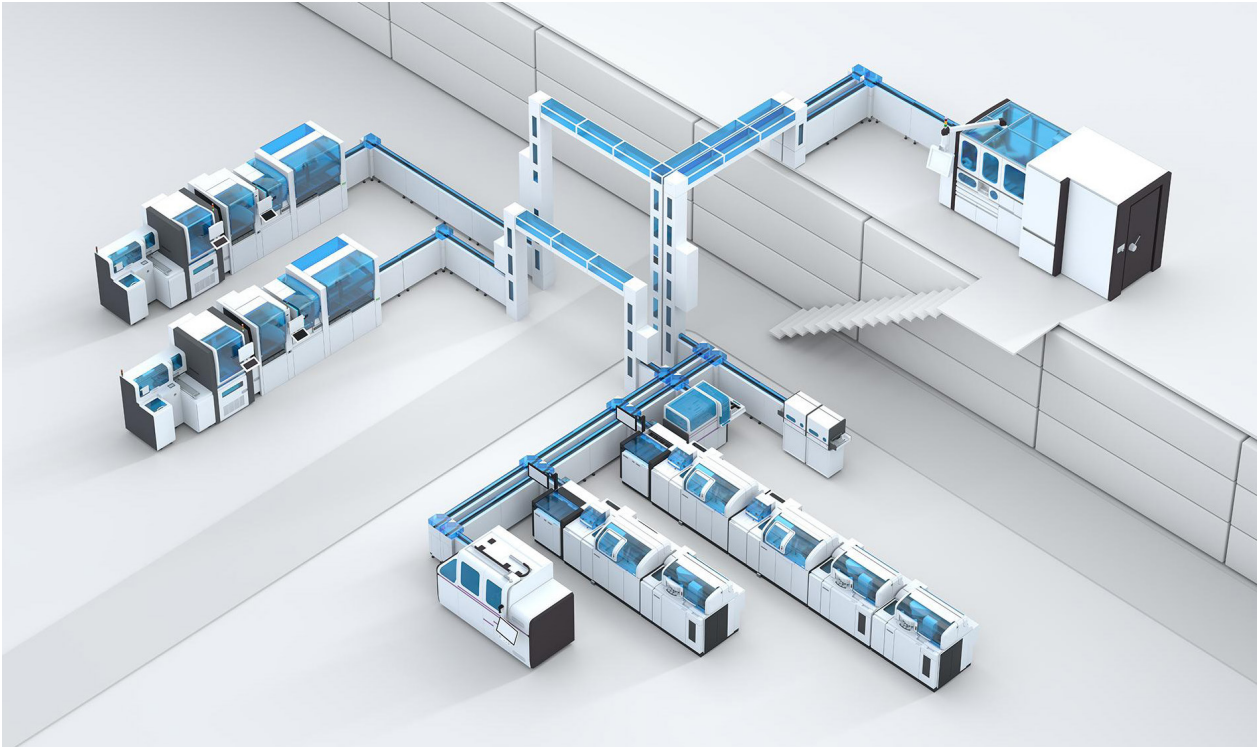




Performing today,  
transforming tomorrow

# Automation solutions

Design the solution that best fits your needs



## Flexible

Flexible workflows and layouts



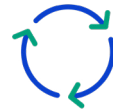
## Scalable

Support from medium to mega lab



## Serviceable

Reduced installation and service time



## Seamless

Integration with our analyzers



Helping you perform at a consistently high standard

So patients can receive the right intervention at the right time

# Everything designed to work together as one

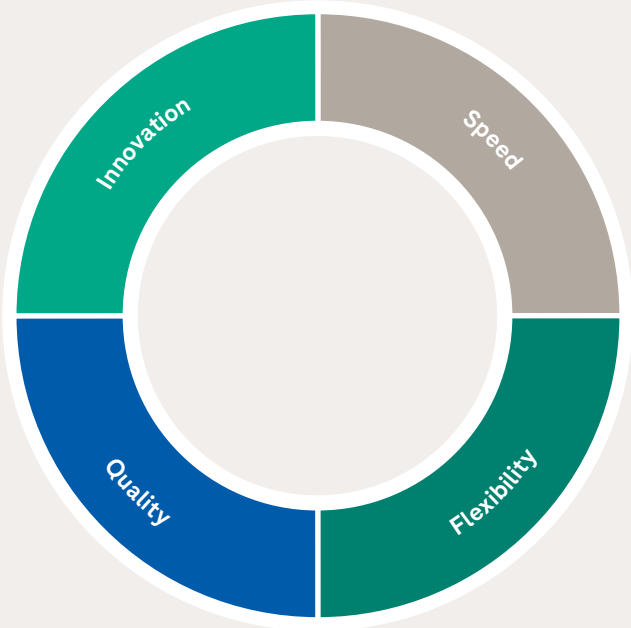


### Innovation

The best answer to face emerging challenges in laboratory operations

### Quality

Comprehensive inspection of sample quality at an early stage



### Speed

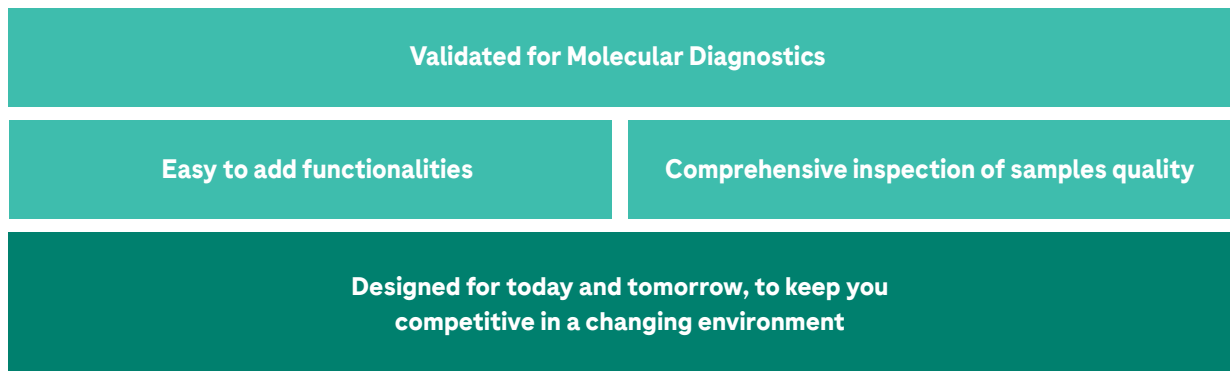
High productivity without compromising space and safety

### Flexibility

Adapts to the lab's sample handling needs

## Innovation

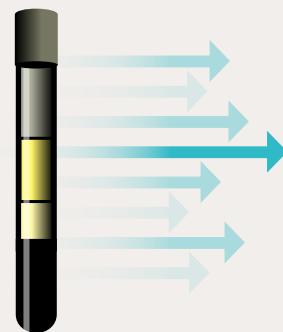
**cobas** p 512 is the best answer to face emerging challenges in laboratory operations by offering the following innovative functionalities:



## Speed

**cobas** p 512 is designed for laboratories that require high productivity. It delivers speed without compromising space and safety.

Throughput  
of up to 1400  
samples/hour



# More early inspections of samples. Good to go!

## Quality checks

**cobas** p 512 performs comprehensive inspection of samples at an early stage, maximizing workflow efficiency.



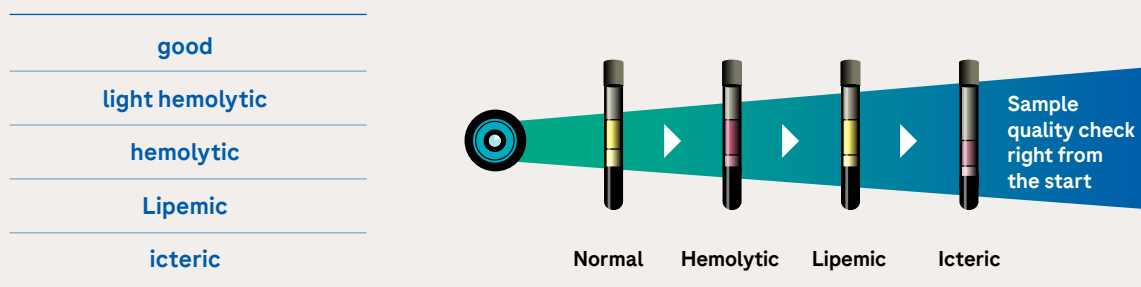
## Automated spin status detection

**cobas** p 512 detects whether blood samples have been centrifuged or not. Spin status enables a greater workflow efficiency, preventing unspun samples from being tested. Measurements are made via laser through 3 barcode labels.



## Automated sample quality check

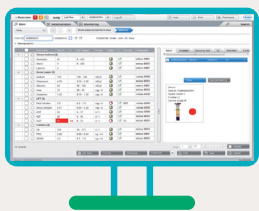
**cobas** p 512 checks the sample through a high definition camera, classifying sample quality into 5 different user-defined categories.



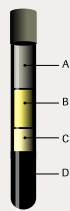


## Capture of sample image

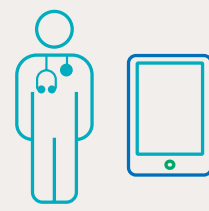
A valuable support for your medical decisions, enhancing reliable and fast results.



Sample image and data  
on **navify**® Lab Ops

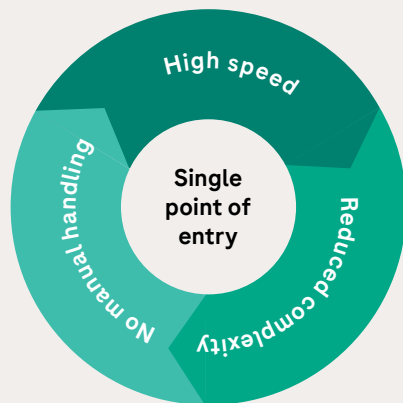


Sample  
image



Immediate access to  
samples' information

# Flexibility to adapt to your needs



## Single point of entry for convenient sample loading

Through convenient sample loading, the **cobas** p 512 is the ideal single point of entry for reduced complexity. There is no need to pre-sort sample tubes prior to loading.



Input area - Bulk loading

## Adapt the sorting area to your workflow and stay flexible

- Sorting areas are freely definable
- Supporting a wide variety of racks from Roche and other vendors

# Single point of entry to automate all lab disciplines

A solution compatible with multiple lab disciplines

Chemistry	Immuno-chemistry
Hematology	Coagulation
Urinalysis	Molecular Diagnostics
Others	

Centralizes and automates sorting decisions while saving time

- No manual re-racking from beginning to end
- First pass and recursive workflow



# Evolution of cobas p 512

Validated for Molecular  
Diagnostics

**Safe – Validated for cross-  
contamination compliance**

---

The **cobas** p 512 is validated  
for both serology and molecular  
diagnostics testing.


---


Clinical laboratory

NAT virology laboratory

Blood screening laboratory

**Roche automation is validated for  
cross-contamination compliance**





---

COBAS is a trademark of Roche.  
© 2024 Roche

**Published by**  
Roche Diagnostics International Ltd  
CH-6343 Rotkreuz  
Switzerland

[diagnostics.roche.com](https://diagnostics.roche.com)

---